

EBA 200/200 S

Small centrifuges

Optimal: High-performance centrifuges for small laboratories



EBA 200 / 200 S



View into the centrifuging chamber
showing the rotor with blood collection
tubes

IDEAL FOR LOW NUMBERS OF SAMPLES

The EBA 200 and EBA 200S are practical compact centrifuges for low numbers of samples. They are equipped with an 8-place angle rotor to hold tubes with a volume of up to 15 ml.

The EBA 200 reaches a maximum RCF of 3,461 and is ideal for use in general practices. The more powerful EBA 200S model has a maximum RCF of 6,153 and is designed for use in laboratories handling emergency samples, where every minute counts. Its high speed enables a shorter centrifugation time so that plasma with a low platelet count can be derived for analysis in just a few minutes.

Both models are provided with a maintenance-free frequency drive and imbalance switch-off.



EBA 200
Small centrifuge

Cat. No. 1800



EBA 200S
Small centrifuge

Cat. No. 1802

ACCESSORIES

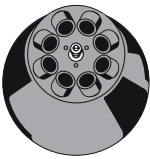


















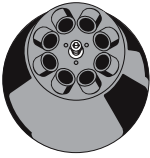











Angle rotor EBA 200/EBA 200S, 8-place, for all common tubes up to 15 ml

↙ 33°
n = 6,000 min⁻¹ / 8,000 min⁻¹
max. RCF 3,461 / 6,153



Angle rotor illustrated with different blood collection tubes

capacity in ml	0.5	1.5	2.0	4	5	6	15	1.1–1.4	2.6–3.4	2.7–3	4.5–5	4.9
Ø x L in mm	10.7 x 36	11 x 38	11 x 38	10 x 88	12 x 75	12 x 82	17 x 100	8 x 66	13 x 65	11 x 66	11 x 92	13 x 90
Cat. No.	Pediatric	2078	0536	-	0553 ¹⁾	0501 ¹⁾	0518 ¹⁾	blood collection / urine tubes				
												
rotor incl.												
Cat. No.	1063-8 (8 pcs.)			6305	1054-A	-		1054-A	-			
boring Ø x L in mm	11 x 35			11.5 x 67.5	13.5 x 60	17.7 x 88		13.5 x 60	17.7 x 88			
tubes per rotor	8											
max. RCF ¹⁾ EBA 200	2,214	2,173	2,817		2,697	3,461		2,697	3,461			
max. RCF ¹⁾ EBA 200S	3,935	3,864	5,009		4,794	6,153		4,794	6,153			
radius in mm	55	54	70		67	86		67	86			
run-up in sec	17 (EBA 200) / 12 (EBA 200S)											
run-down in sec, braked	37 (EBA 200) / 17 (EBA 200S)											


capacity in ml	7.5–8.5	9–10	10	1.6–5	4–7	8	8.5–10	12	15	
Ø x L in mm	15 x 92	16 x 92	15 x 102	13 x 75	13 x 100	16 x 125	16 x 100	17 x 102	17 x 120	
Cat. No.	blood collection / urine tubes								0509	
										
rotor incl.										
Cat. No.	-			1054-A	1058	-				
boring Ø x L in mm	17.7 x 88			13.5 x 60	13.5 x 79	17.7 x 88				
tubes per rotor	8		8	8	4	8	4			
max. RCF ¹⁾ EBA 200	3,461			2,697	3,461					
max. RCF ¹⁾ EBA 200S	6,153			4,794	6,153					
radius in mm	86			67	86					
run-up in sec	17 (EBA 200) / 12 (EBA 200S)									
run-down in sec, braked	37 (EBA 200) / 17 (EBA 200S)									

¹⁾ Please note that the RCF values indicated refer only to rotor performance. The max. permissible RCF of tubes used should be verified with the individual manufacturers. The max. RCF for glass tubes annotated with footnote ¹⁾ is 4,000.

²⁾ For the EBA 200 only! Model EBA 200 S is supplied as standard with an adapter for these tubes.

TECHNICAL DATA



TECHNOLOGY	EBA 200		EBA 200 S	
Small centrifuge, with rotor				
Power supply ¹⁾	200–240 V 1 ~	100–127 V 1 ~	200–240 V 1 ~	100–127 V 1 ~
Frequency	50–60 Hz	50–60 Hz	50–60 Hz	50–60 Hz
Consumption	100 VA	100 VA	160 VA	160 VA
Emission, Immunity	EN/IEC 61326-1, class B	FCC class B	EN/IEC 61326-1, class B	FCC class B
Max. capacity	8 x 15 ml	8 x 15 ml	8 x 15 ml	8 x 15 ml
 Max. RPM (speed)	6,000 min ⁻¹	6,000 min ⁻¹	8,000 min ⁻¹	8,000 min ⁻¹
Max. RCF	3,461	3,461	6,153	6,153
Running time	1–99 min, ∞ continuous run, short cycle mode (impulse key)			
Dimensions (HxWxD)	228 x 261 x 353 mm	228 x 261 x 353 mm	228 x 261 x 353 mm	228 x 261 x 353 mm
Weight	approx. 9 kg	approx. 9 kg	approx. 11 kg	approx. 11 kg
Cat. No.	1800	1800-01	1802	1802-01

¹⁾ Other voltages on request.



Hettich centrifuges comply with all relevant EU standards in effect and conform to the European level of quality and safety for medical devices. Evidence is provided by national and international test marks such as IEC 61010 or the CE conformity. The ISO 9001, ISO 13485 and ISO 14001 certificates accredited to the company bear witness to the extreme care and responsibility Hettich puts into the manufacturing of centrifuges and their accessories.



Our certification as an “Authorised Economic Operator” enables accelerated customs clearance.



www.hettichlab.com

LAB TECHNOLOGY